Year 6 - Column Addition with Decimals — Lesson Guide

Step 1

48.5 + 7.392 = ☐



First, we circle the plus sign so we know to add the two parts and find their sum.

Step 2

48.5 + 7.392 = ☐



First, check whether a mental method would be quicker. Line up the decimal points in 48.5 and 7.392 so matching places are in the same column. This places 5 tenths directly above 3 tenths.

Step 3

48.5 + 7.392 = ☐

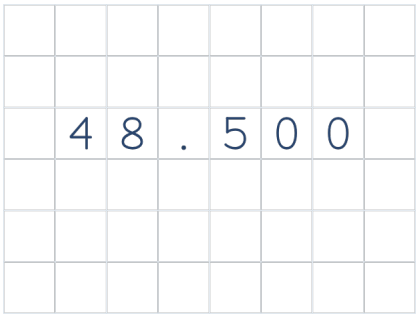

Remember: Line up the decimal points. Each digit goes in its own place-value column.

Write 48.5, with the decimal point between the ones and tenths. Put 0 in the hundredths column and 0 in the thousandths column to show the empty decimal places. 48.5 and 48.500 have the same value.

Step 4

48.5 + 7.392 = ☐

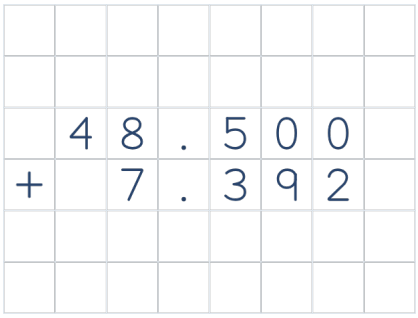

Then, we write a plus sign on the left of the calculation. We write 7.392 below 48.500, lining up the decimal points.

Step 5

48.5 + 7.392 = ☐

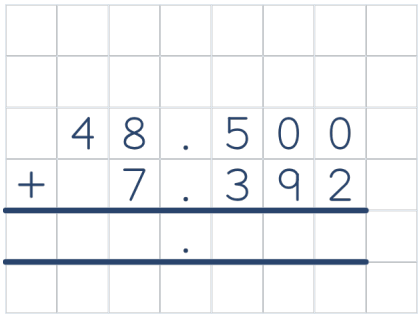

Draw a line under 7.392. Leave one row for the sum, then draw the second line below that row. Write exchanges below the second line. Write the decimal point in the answer row, directly below the other decimal points.

Step 6

48.5 + 7.392 = ☐

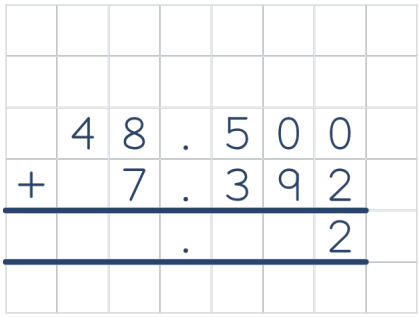

First, we add the thousandths, the smallest place-value column. 0 thousandths + 2 thousandths = 2 thousandths. No exchange is needed this time. We write 2 in the thousandths answer box.

Step 7

48.5 + 7.392 = ☐

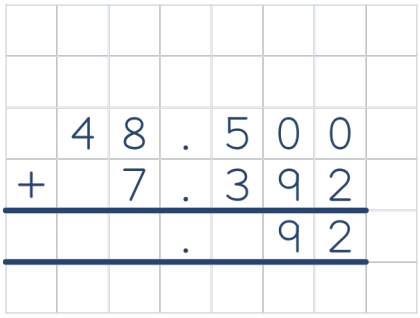

Next, we add the hundredths. 0 hundredths + 9 hundredths = 9 hundredths. No exchange is needed this time. We write 9 in the hundredths answer box.

Step 8

48.5 + 7.392 = ☐

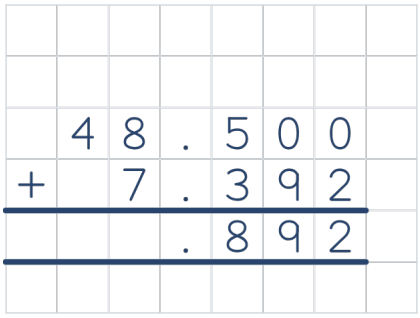

Next, we add the tenths. 5 tenths + 3 tenths = 8 tenths. No exchange is needed this time. We write 8 in the tenths answer box.

Step 9

48.5 + 7.392 = ☐

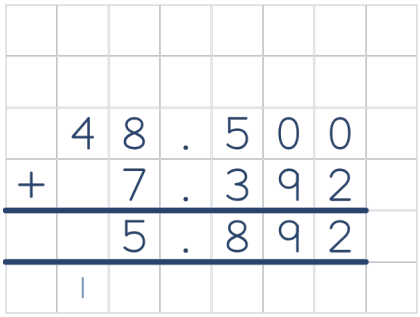

Next, we add the ones. 8 ones + 7 ones = 15 ones. We exchange 10 ones for 1 ten. We write the small 1 below the tens column. We write 5 in the ones answer box.

Step 10

48.5 + 7.392 = ☐

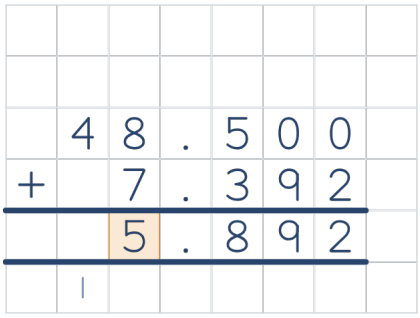

Remember: Check both places. Keep the small 1 below the tens column and the 5 in the ones answer square.

The small 1 below the tens column stands for 1 ten. The 5 in the ones answer square stands for 5 ones. Together, they make 15 ones.

Step 11

48.5 + 7.392 = ☐

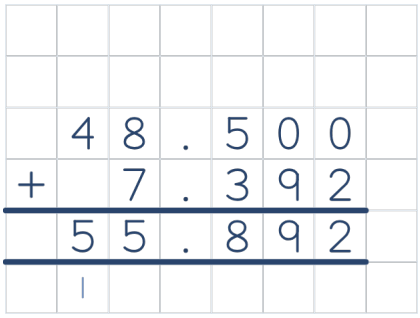

Finally, we add the tens. We remember to add the 1 ten exchanged from the previous column. 4 tens + 0 tens + 1 ten = 5 tens. No exchange is needed this time. We write 5 in the tens answer box.

Step 12

48.5 + 7.392 = ☐

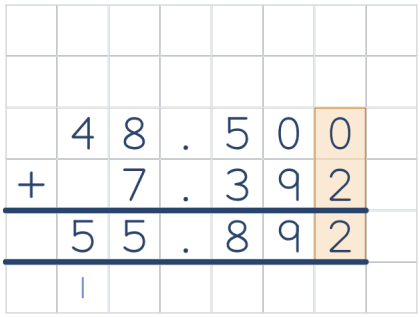

We check the thousandths column. 0 thousandths + 2 thousandths = 2 thousandths.

Step 13

48.5 + 7.392 = ☐

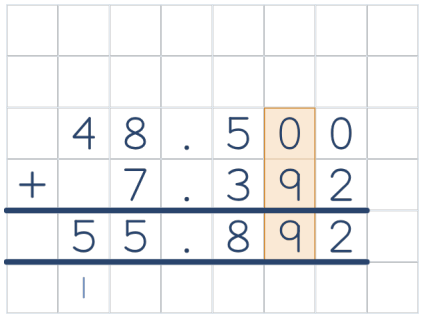

We check the hundredths column. 0 hundredths + 9 hundredths = 9 hundredths.

Step 14

48.5 + 7.392 = ☐

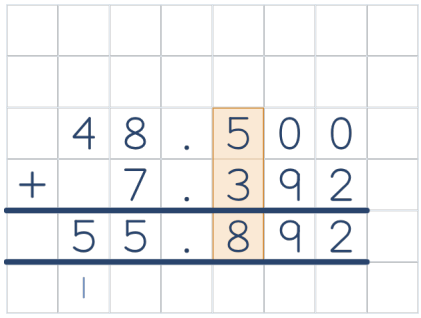

We check the tenths column. 5 tenths + 3 tenths = 8 tenths.

Step 15

48.5 + 7.392 = ☐

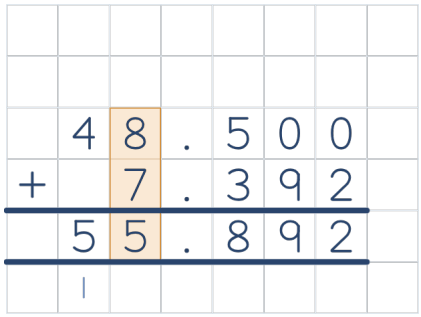

We check the ones column. 8 ones + 7 ones = 15 ones.

Step 16

48.5 + 7.392 = ☐

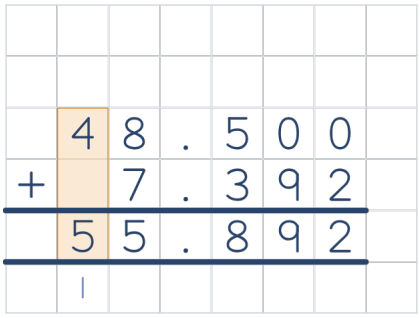

We check the tens column. 4 tens + 0 tens + 1 ten = 5 tens.

Step 17

48.5 + 7.392 = 55.892

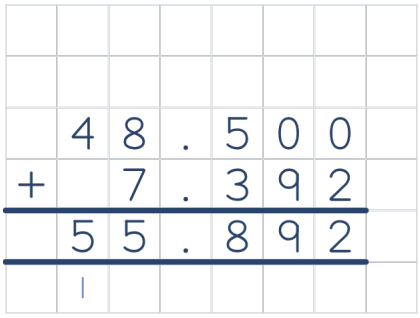

The sum is 55.892. Copy 55.892 into the answer box. Make sure you copy the answer correctly.